


GENERAL CHARACTERISTICS

Instruments operate by a spring-supported paddel with magnetic triggering of a micro switch.

- * good repeatability
- * low pressure loss
- * dirt resistant
- * hermetic separation of electrical and hydraulic components
- * high switch capability
- * easy adjustment of switch



Welding/soldering socket DN15 to DN 80 brass/stainless steel



UM3K-015VM

TECHNICAL DATA

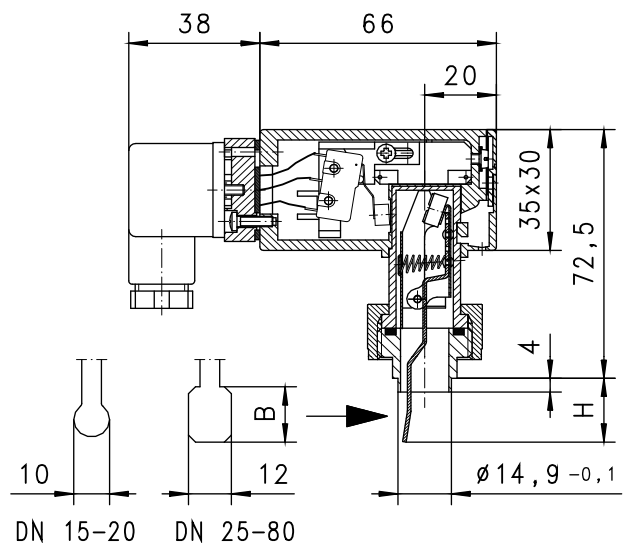
	DN	Type	PN bar	Qmax. recom. l/min H2O	adjustable range l/min H2O	H mm	D mm	A mm	B mm	weight kg
brass	15	UM3K-015VM	25	20	10 - 13	18.5	10	-	-	0.21
	20			40	17.5 - 22					
	25	UM3K-025VM	25	80	18 - 22.5	27.0	-	12	16	0.22
	32			100	44 - 55.5					
	40			150	55.5 - 72					
	50	UM3K-050VM	25	200	75 - 90	40.5	-	12	19	0.23
stainless steel	65			400	151 - 186					
	80			600	228 - 268					
	15	UM3K-015VK	25	20	10 - 13	18.5	10	-	-	0.21
	20			40	17.5 - 22					
	25	UM3K-025VK	25	80	18 - 22.5	27.0	-	12	16	0.22
	32			100	44 - 55.5					
	40			150	55.5 - 72					
	50	UM3K-050VK	25	200	75 - 90	40.5	-	12	19	0.23
65			400	151 - 186						
80			600	228 - 268						

Adjustable range is indicated for horizontally decreasing flow.
Calibrated in tube DIN2448 standard wall thickness.

tolerance	±15% of full scale
media temperature	max. 110°C
average pressure loss	0.01bar at Qmax.
hysteresis	depending on switch value minimum 0.7 l/min.

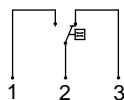
MATERIALS

	UM3K...VM	UM3K...VK
socket	brass Ms58	stainless steel 1.4305
body	brass Ms58 nickel plated	stainless steel 1.4571
paddle	stainless steel 1.4301 ; 1.4571	stainless steel 1.4301 ; 1.4571
spring	stainless steel 1.4310	stainless steel 1.4310
magnet	oxyd 300	oxyd 300
seal	NBR	viton

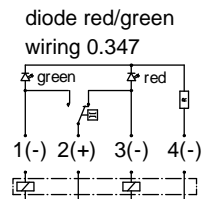
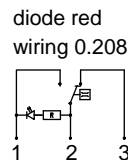
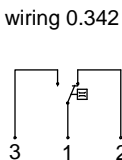


ELECTRICAL DATA

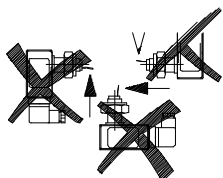
micro switch - wiring 0.371 change over
250 V AC 5 A
plug DIN 43650-A
protection class 2
protection class IP 65



BASIC
Programme options

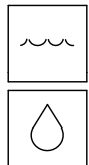


MOUNTING POSITION



Installation position may influence switch value.

METERING SUBSTANCES



water



gas/air



oil

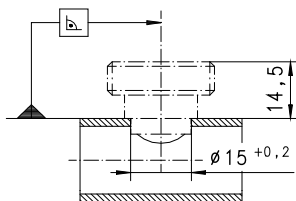
NOMENCLATURE

UM3K-	015	V	M	basic type specification
	015			● nominal diameter DN 15-20
	025			● nominal diameter DN 25-40
	050			● nominal diameter DN 50-80
		V		● welding socket
			M	● brass design
			K	● stainless steel design
Programme option BASIC				○ wiring 0.208 - diode red integrated in plug DIN 43650-A wiring 0.347 - diode red/green integrated in plug DIN 43650-A wiring 0.342 gold-plated micro switch 125 V AC / 30 V DC / 100mA
Special option VARIO				□ setting / adjustable ranges for oil or gas contact for locking plug M12x1, 4-pole minimal flow range

IMPORTANT FOR YOUR ORDER

- Please indicate flow direction, metering substance and adjustable range with your order.
- With viscous liquids please indicate viscosity, temperature and metering substance (adjustable range on request)
- With gaseous media indicate pressure (relative or absolute), temperature and metering substance (adjustable range on request)

INSTALLATION RECOMMENDATIONS



Tube DIN 2448
standard wall thickness

All technical changes reserved

●BASIC Standard ○BASIC Programme option □VARIO Special option ⊕ PLUS Accessories ✗not recommendable